

# GST Invoice Generator

Install Guide · v1.2.0

Get GST-compliant invoices in your Claude conversation in **5 minutes**.

ByteZBridge

One-person SaaS, built in Chennai

✓ **Free tier** 5 invoices / 30-day rolling window. All v1.2 features unlocked.

## Lifetime upgrade

Rs 9,999 one-time | no subscription, ever

**SPECIAL: Rs 4,999 for 24 hours after free quota hit**

# What you'll get

Five minutes from now, here's what's in your hands.

## When you finish this guide...

- ✓ A working Claude plugin that generates GST-compliant invoices
- ✓ Auto CGST/SGST vs IGST detection from GSTIN state codes
- ✓ HSN/SAC code suggestions for your line items
- ✓ Indian-numbering amount-in-words (Lakh / Crore)
- ✓ Multi-currency exports (USD / EUR / GBP / AED) for foreign clients
- ✓ Bulk CSV import — 40 invoices in one shot
- ✓ Live dashboard + GSTR-1 ready ledger (Lifetime tier)

## TIME REQUIRED

# 5 min

from zero to first invoice

## SKILL REQUIRED

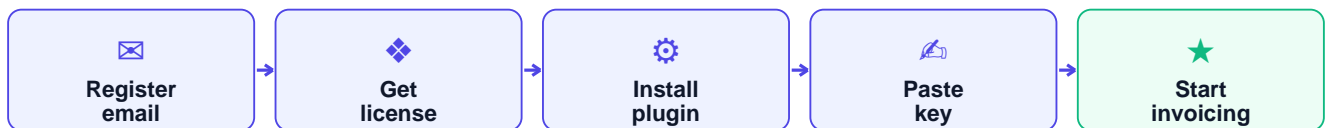
# Copy-paste

no coding, no DevOps

## How it works

- 1 Register email
- 2 Get license key
- 3 Install plugin
- 4 Paste key
- 5 Start invoicing

## The 5-step pipeline



## Step 1: Install Claude Code or Cowork

You only need ONE of these. Pick the one that matches you.

### OPTION A

#### Claude Code

CLI for developers

- ▶ Download: [claude.ai/code](https://claude.ai/code)
- ▶ **Mac:** `brew install anthropic/claude/claude`
- ▶ **Windows:** Download the .exe installer
- ▶ **Linux:** `apt install claude` (Debian/Ubuntu)
- ▶ Verify: open Terminal, run `claude`

#### BEST FOR

Developers, CTOs, technical founders.

### OPTION B

#### Claude Cowork

Visual app for everyone else

- ▶ Download: [claude.ai/cowork](https://claude.ai/cowork)
- ▶ **Mac:** Open the .dmg, drag to Applications
- ▶ **Windows:** Run the .exe installer, click Next
- ▶ Launch the app from your dock / Start menu
- ▶ Sign in with your Anthropic account

#### BEST FOR

Founders, ops people, accountants, non-developers.

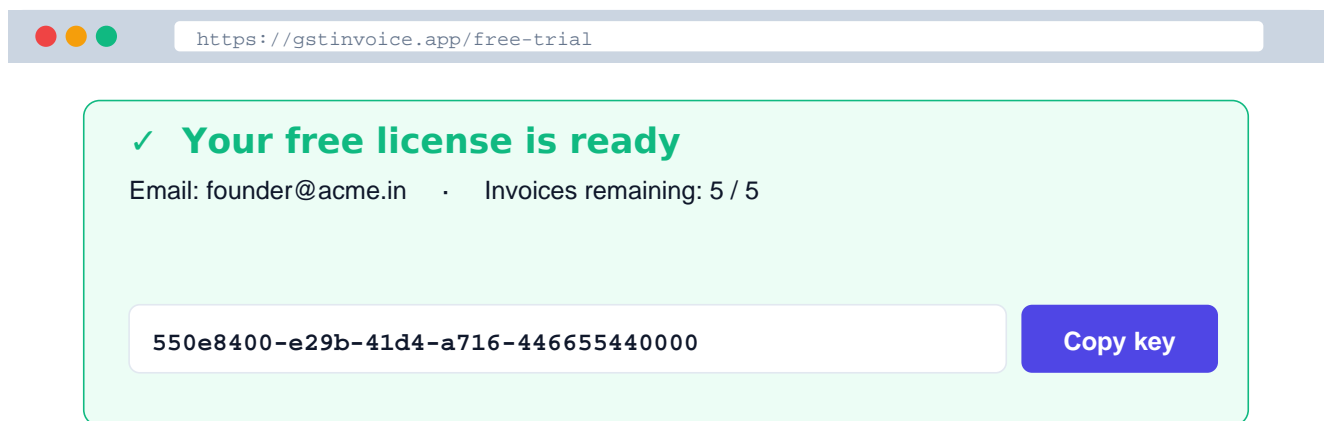
### Not sure which one?

If you've never used either, pick **Cowork** — it has a clean visual interface, the kind your accountant can use without help. **Claude Code** is faster but assumes you're comfortable with the terminal. Either one works perfectly with this plugin; you can switch later without losing your license.

## Step 2: Get your free license key

It's an email → UUID exchange. Takes 30 seconds.

- 1 Open <https://gstinvoice.app/free-trial> in any browser — phone or laptop, both work.
- 2 Enter your business email. Use the email you'd want your invoices billed under.
- 3 Click the big **Generate my free license** button.
- 4 Copy the license key. It's a UUID, looks like:  
`550e8400-e29b-41d4-a716-446655440000`
- 5 We'll email the key as a backup — check spam if you don't see it within 60 seconds.



The screenshot shows a browser window with the URL `https://gstinvoice.app/free-trial`. Below the browser, a green-bordered box contains a success message: "✓ Your free license is ready". Below the message, it says "Email: founder@acme.in · Invoices remaining: 5 / 5". At the bottom of the box, there is a text input field containing the license key `550e8400-e29b-41d4-a716-446655440000` and a blue button labeled "Copy key".

### Free tier rules

**5 invoices per 30-day rolling window** per email. After your 5th invoice, you can upgrade to Lifetime **Rs 9,999** (one-time, no subscription) — or just wait for the next 30-day window to reset and keep using it for free.

## Step 3: Install the plugin

Two paths — same result. Pick whichever Claude flavour you installed in Step 1.

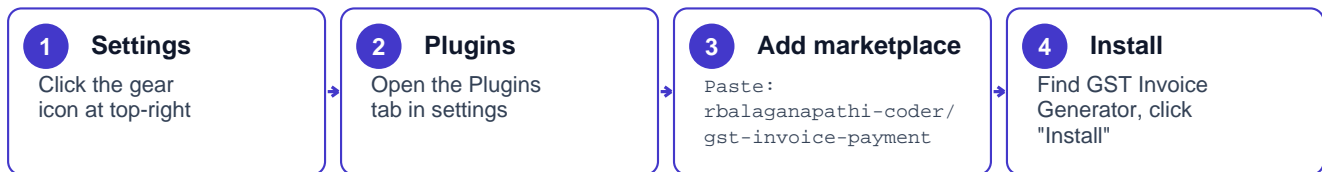
### For Claude Code users

Open Claude Code and run these two commands:

```
$ /plugin marketplace add rbalaganapathi-coder/gst-invoice-payment  
$ /plugin install gst-invoice-generator@bytezbridge
```

Wait ~10 seconds. The plugin appears in your installed list.

### For Claude Cowork users



#### ⚠ Heads up

If `/plugin marketplace add` fails with a permission error, **restart Claude Code and try again**. Network firewalls (corporate Wi-Fi, office VPNs) sometimes block the GitHub fetch on first run — switching to mobile hotspot for the install usually fixes it.

## Step 4: Your first invoice

Open a new chat in Claude (Code or Cowork) and just... type a sentence.

*“Raise an invoice for **Reliance Retail** in Mumbai, my GSTIN is 33ABCDE1234F1Z5, **Rs 50,000** for web design services, paid yesterday.”*

### What the plugin does, automatically:

- 1 Detects this is a GST invoice request
- 2 Looks for your license key in `~/ .bytezbridge/license.json`
- 3 **First time only:** asks you to paste the license key from Step 2
- 4 Validates the license (1 of 5 used this 30-day window)
- 5 Auto-picks **IGST 18%** (Tamil Nadu seller → Maharashtra buyer = inter-state)
- 6 Suggests HSN code 998313 (web design)
- 7 Converts Rs 59,000 to *“Rupees Fifty Nine Thousand Only”*
- 8 Prints a clean invoice you can copy-paste anywhere

```

Claude · GST Invoice Generator v1.2 License OK ●

you > Raise an invoice for Reliance Retail, Mumbai...

✓ Detected: B2B GST invoice · Inter-state · IGST 18%
✓ HSN/SAC: 998313 — IT design and development services
✓ Subtotal: Rs 50,000.00
✓ IGST 18%: Rs 9,000.00
✓ Total: Rs 59,000.00
✓ In words: Rupees Fifty Nine Thousand Only
✓ Saved: invoices/INV-2026-001.pdf · Ledger updated
✓ Quota: 1 / 5 used this 30-day window
    
```

## Free quota & upgrading to Lifetime

Honest, no-tricks pricing. One-time payment. No subscription.

### Free tier rules (recap)

- **5 invoices** per 30-day rolling window
- All **v1.2** features unlocked during the free trial — multi-currency, bulk import, GSTR-1 export
- Quota resets **30 days from your first invoice** (per license, per email)

### On the 4th invoice

You'll get an email: "1 invoice left this month."

### On the 5th invoice

The plugin pauses with this message:

#### **X Free quota reached**

You've used your 5 free invoices for this 30-day window. To keep going:  
**Upgrade to Lifetime Rs 9,999 — OR — wait until your next reset date.**

#### **◆ The 24-hour discount**

When you hit the 5-invoice quota, you get a **24-hour window** where the upgrade is **Rs 4,999 instead of Rs 9,999** — save Rs 5,000. The discount link is sent in your quota-hit email and shown in the plugin's upgrade prompt. After 24 hours, the price reverts to Rs 9,999. We don't replay this discount; one chance per license.

### What Lifetime unlocks

- |   |  |    |   |
|---|--|----|---|
| ∞ | Unlimited invoices (no cap, no subscription) | 📄  | Live auto-updating dashboard.html             |
| ▼ | GSTR-1 ready CSV ledger                      | 🚩  | GSTR-1 portal JSON export (gst.gov.in v3.1.6) |
| 📄 | E-invoice IRP JSON export (NIC schema 1.1)   | ⚙️ | Customer DB + recurring / retainer invoices   |
| 💎 | White-label PDFs with your logo & colours    | ★  | All future v1.x updates included              |

### How to upgrade

- > Visit <https://gstinvoice.app/checkout.html>
- > Pay via Razorpay — UPI, cards, net banking, wallets
- > License upgrades automatically — no restart needed
- > Receipt + GST invoice emailed within 60 seconds

## Troubleshooting & support

If something goes sideways, the fix is usually in this list.

### “Plugin not found” when running /plugin install

Run `/plugin marketplace refresh` then try install again. If still failing, restart Claude Code (close all windows, reopen).

### “Invalid license key” error

Your license file may be corrupt. Delete `~/ .bytezbridge/license.json` and paste the key again from your welcome email.

### “PAY\_REQUIRED” but I haven't used 5 invoices

Each **bulk CSV import** counts as N invoices where N = number of rows. Check your usage at <https://gstinvoice.app/license-status>.

### Razorpay payment failed

Try a different payment method — **UPI is most reliable**. If still failing, email [hello@gstinvoice.app](mailto:hello@gstinvoice.app) with your transaction ID and we'll fix it manually.

### Multi-currency conversion seems off

Plugin uses RBI reference rates updated daily. For pinpoint accuracy on large export invoices, manually override the rate in your prompt: “... use 1 USD = Rs 83.42”.

## Need help?

#### EMAIL

[hello@gstinvoice.app](mailto:hello@gstinvoice.app)

#### WEBSITE

[gstinvoice.app](https://gstinvoice.app)

#### LINKEDIN

[/in/balaganapathi](https://in.linkedin.com/in/balaganapathi)

#### TWITTER / X

[@ByteZBridge](https://twitter.com/ByteZBridge)

### END OF GUIDE

*“Built in Chennai with care, by a one-person SaaS founder who got tired of fighting Tally.”*

— **Bala, ByteZBridge**

Thank you for trying GST Invoice Generator. Now go make some invoices.